

Integral



European style radiator with an integral valve suited to receive a non-electric thermostat. The surface temperature of the unit changes to match the room set point requirements. An oversized radiator to accommodate low temperature hydronics will never get hot to the touch. Many say this is the next best thing to radiant floor heat. A heating device that has a small footprint and is easy to clean around. These models can be recessed for a flush clean look. The name says it all, a complete radiator with an invisible pipe system and integrated thermostatic radiator valve.

Types: 11 - 21 - 22 - 33
Dimensions: Height from 11 ¾" to 35 ⅝" Length (Integral) from 15 ¾" to 118 ⅛"
Heating capacity: from 1,000 to 47,000 BTU / h r (Plainor) from 19 ⅝" to 78 ¾"
Standard Color:

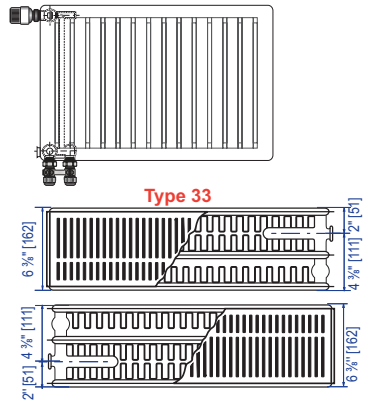
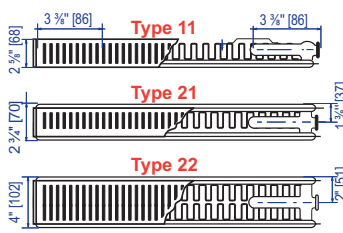
RAL9016 white, custom colors available at additional cost.

Radiators - Quick Selection Chart



| INTEGRAL | Height x Length | BTU @ AWT | |
|-----------------|--------------------|-----------|-------|
| | | 180°F | 140°F |
| INT-11-500x0400 | 19 5/8" x 15 3/4" | 1477 | 830 |
| INT-11-500x0600 | 19 5/8" x 23 5/8" | 2215 | 1244 |
| INT-11-500x0700 | 19 5/8" x 27 1/2" | 2589 | 1454 |
| INT-11-500x0900 | 19 5/8" x 35 3/8" | 3327 | 1869 |
| INT-11-500x1000 | 19 5/8" x 39 3/8" | 3696 | 2076 |
| INT-11-600x0600 | 23 5/8" x 23 5/8" | 2749 | 1544 |
| INT-11-600x0700 | 23 5/8" x 27 1/2" | 3205 | 1801 |
| INT-11-600x0900 | 23 5/8" x 35 3/8" | 4123 | 2316 |
| INT-11-700x0700 | 27 1/2" x 27 1/2" | 3229 | 1814 |
| INT-11-700x0900 | 27 1/2" x 35 3/8" | 4151 | 2332 |
| INT-21-300x0400 | 11 3/4" x 15 3/4" | 1367 | 768 |
| INT-21-300x0600 | 11 3/4" x 23 5/8" | 2053 | 1153 |
| INT-21-300x0700 | 11 3/4" x 27 1/2" | 2393 | 1344 |
| INT-21-300x0900 | 11 3/4" x 35 3/8" | 3111 | 1748 |
| INT-21-300x1000 | 11 3/4" x 39 3/8" | 3420 | 1921 |
| INT-21-300x1200 | 11 3/4" x 47 1/4" | 4101 | 2304 |
| INT-21-300x1500 | 11 3/4" x 59" | 5127 | 2880 |
| INT-21-300x1800 | 11 3/4" x 70 7/8" | 6154 | 3457 |
| INT-21-300x2400 | 11 3/4" x 94 1/2" | 8202 | 4608 |
| INT-21-300x3000 | 11 3/4" x 118 1/8" | 10255 | 5761 |
| INT-21-400x0400 | 15 3/4" x 15 3/4" | 1658 | 931 |
| INT-21-400x0600 | 15 3/4" x 23 5/8" | 2489 | 1398 |
| INT-21-400x0700 | 15 3/4" x 27 1/2" | 2900 | 1629 |
| INT-21-400x0900 | 15 3/4" x 35 3/8" | 3732 | 2097 |
| INT-21-400x1000 | 15 3/4" x 39 3/8" | 4147 | 2330 |
| INT-21-400x1200 | 15 3/4" x 47 1/4" | 4974 | 2794 |
| INT-21-400x1500 | 15 3/4" x 59" | 6221 | 3495 |
| INT-21-400x1800 | 15 3/4" x 70 7/8" | 7464 | 4193 |
| INT-21-500x0400 | 19 5/8" x 15 3/4" | 2019 | 1134 |
| INT-21-500x0600 | 19 5/8" x 23 5/8" | 3031 | 1703 |
| INT-21-500x0700 | 19 5/8" x 27 1/2" | 3532 | 1984 |
| INT-21-500x0900 | 19 5/8" x 35 3/8" | 4544 | 2553 |
| INT-21-500x1000 | 19 5/8" x 39 3/8" | 5050 | 2837 |
| INT-21-500x1500 | 19 5/8" x 59" | 7570 | 4253 |
| INT-21-500x1800 | 19 5/8" x 70 7/8" | 9087 | 5105 |
| INT-21-600x0400 | 23 5/8" x 15 3/4" | 2365 | 1329 |
| INT-21-600x0600 | 23 5/8" x 23 5/8" | 3549 | 1994 |
| INT-21-600x0700 | 23 5/8" x 27 1/2" | 4139 | 2325 |
| INT-21-600x0900 | 23 5/8" x 35 3/8" | 5324 | 2991 |
| INT-21-600x1000 | 23 5/8" x 39 3/8" | 5914 | 3322 |
| INT-21-600x1200 | 23 5/8" x 47 1/4" | 7099 | 3988 |
| INT-21-600x1500 | 23 5/8" x 59" | 8873 | 4985 |
| INT-21-600x1800 | 23 5/8" x 70 7/8" | 10648 | 5982 |
| INT-21-700x1000 | 27 1/2" x 39 3/8" | 6601 | 3708 |
| INT-22-300x0400 | 11 3/4" x 15 3/4" | 1540 | 865 |
| INT-22-300x0600 | 11 3/4" x 23 5/8" | 2305 | 1295 |
| INT-22-300x0700 | 11 3/4" x 27 1/2" | 2692 | 1512 |
| INT-22-300x0900 | 11 3/4" x 35 3/8" | 3457 | 1942 |
| INT-22-300x1000 | 11 3/4" x 39 3/8" | 3844 | 2160 |
| INT-22-300x1200 | 11 3/4" x 47 1/4" | 4614 | 2592 |
| INT-22-300x1300 | 11 3/4" x 51 1/8" | 4997 | 2807 |
| INT-22-300x1500 | 11 3/4" x 59" | 5766 | 3239 |
| INT-22-300x1800 | 11 3/4" x 70 7/8" | 6919 | 3887 |
| INT-22-400x0400 | 15 3/4" x 15 3/4" | 2009 | 1129 |
| INT-22-400x0600 | 15 3/4" x 23 5/8" | 3014 | 1693 |
| INT-22-400x0700 | 15 3/4" x 27 1/2" | 3516 | 1975 |
| INT-22-400x0900 | 15 3/4" x 35 3/8" | 4520 | 2539 |
| INT-22-400x1000 | 15 3/4" x 39 3/8" | 5023 | 2822 |
| INT-22-400x1200 | 15 3/4" x 47 1/4" | 6027 | 3386 |
| INT-22-400x1500 | 15 3/4" x 59" | 7534 | 4233 |
| INT-22-400x1800 | 15 3/4" x 70 7/8" | 9041 | 5079 |
| INT-22-500x0400 | 19 5/8" x 15 3/4" | 2633 | 1479 |
| INT-22-500x0600 | 19 5/8" x 23 5/8" | 3948 | 2218 |
| INT-22-500x0700 | 19 5/8" x 27 1/2" | 4607 | 2588 |
| INT-22-500x0900 | 19 5/8" x 35 3/8" | 5926 | 3329 |
| INT-22-500x1000 | 19 5/8" x 39 3/8" | 6581 | 3697 |
| INT-22-600x0400 | 23 5/8" x 15 3/4" | 3192 | 1793 |
| INT-22-600x0600 | 23 5/8" x 23 5/8" | 4786 | 2689 |
| INT-22-600x0700 | 23 5/8" x 27 1/2" | 5583 | 3137 |
| INT-22-600x0900 | 23 5/8" x 35 3/8" | 7177 | 4032 |
| INT-22-600x1000 | 23 5/8" x 39 3/8" | 7979 | 4483 |
| INT-22-600x1200 | 23 5/8" x 47 1/4" | 9573 | 5378 |
| INT-22-600x1500 | 23 5/8" x 59" | 11964 | 6721 |
| INT-22-600x1800 | 23 5/8" x 70 7/8" | 14359 | 8067 |
| INT-33-500x0400 | 19 5/8" x 15 3/4" | 3348 | 1881 |
| INT-33-500x0600 | 19 5/8" x 23 5/8" | 4906 | 2756 |
| INT-33-500x0700 | 19 5/8" x 27 1/2" | 5725 | 3216 |
| INT-33-500x0900 | 19 5/8" x 35 3/8" | 7361 | 4135 |
| INT-33-500x1000 | 19 5/8" x 39 3/8" | 8175 | 4593 |
| INT-33-600x0600 | 23 5/8" x 23 5/8" | 6139 | 3449 |
| INT-33-600x0900 | 23 5/8" x 35 3/8" | 9210 | 5174 |
| INT-33-600x1000 | 23 5/8" x 39 3/8" | 10234 | 5749 |
| INT-33-600x1200 | 23 5/8" x 47 1/4" | 12282 | 6900 |
| INT-33-600x1500 | 23 5/8" x 59" | 15349 | 8623 |
| INT-33-600x1800 | 23 5/8" x 70 7/8" | 18420 | 10348 |

How to order INTEGRAL
 ORDER CODE: INT 21 XXX YYYY
 EXAMPLE: INT 21 900 0400
 radiator:
 type:
 height mm:
 Length mm:



| type | a | b | c |
|-----------|--------|--------|--------|
| | inch | inch | inch |
| 11 narrow | 3 1/8" | 1 3/4" | 1 1/8" |
| 11 wide | 3 3/4" | 2 1/2" | 1 3/4" |
| 21 | 3 7/8" | 2 1/2" | 1 1/8" |
| 22 | 5 1/4" | 3 3/4" | 1 1/8" |
| 33 right | 7 1/2" | 3 3/4" | 1 1/8" |
| 33 left | 7 1/2" | 7 1/8" | 1 1/8" |

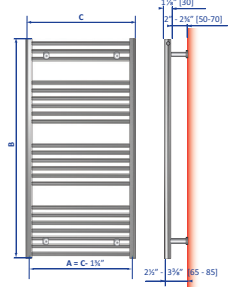
| VERTICAL | Height x Length | BTU @ AWT | |
|-----------------|-------------------|-----------|-------|
| | | 180°F | 140°F |
| VER-20-1500x400 | 59" x 15 3/4" | 2930 | 1646 |
| VER-20-1500x600 | 59" x 23 5/8" | 4696 | 2638 |
| VER-20-1800x400 | 70 7/8" x 15 3/4" | 5262 | 2956 |
| VER-20-1800x600 | 70 7/8" x 23 5/8" | 7407 | 4161 |

How to order VERTICAL
 ORDER CODE: VER 20 XXXX YYY
 EXAMPLE: VER 20 1800 400
 radiator:
 type:
 height mm:
 Length mm:

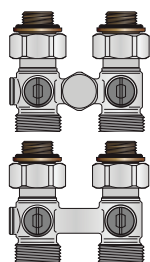
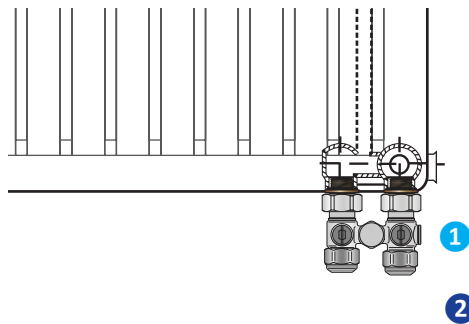
TOWEL WARMERS



A = center-to-center connections
 = C - 1 1/2"
 B = height
 C = length

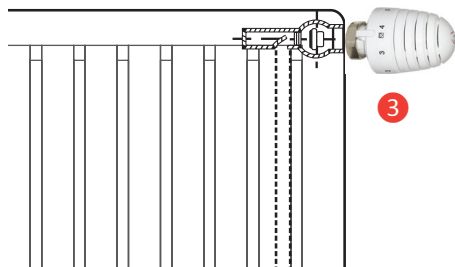


| TYPE | Height | Length | center to center | BTU @ 180 AWT @ 140 AWT | |
|----------------------|---------|---------|------------------|-------------------------|-----------|
| | | | | @ 180 AWT | @ 140 AWT |
| Hawaii white | | | | | |
| HA0506WA | 23 5/8" | 19 5/8" | 17 7/8" | 1368 | 769 |
| HA0509WA | 35 3/8" | 19 5/8" | 17 7/8" | 1713 | 962 |
| HA0512WA | 47 1/4" | 19 5/8" | 17 7/8" | 2511 | 1411 |
| HA0515WA | 59" | 19 5/8" | 17 7/8" | 3229 | 1814 |
| HA0606WA | 23 5/8" | 23 5/8" | 21 7/8" | 1596 | 897 |
| HA0609WA | 35 3/8" | 23 5/8" | 21 7/8" | 1982 | 1113 |
| HA0612WA | 47 1/4" | 23 5/8" | 21 7/8" | 2915 | 1638 |
| HA0615WA | 59" | 23 5/8" | 21 7/8" | 3758 | 2111 |
| HA0618WA | 68 7/8" | 23 5/8" | 21 7/8" | 4480 | 2517 |
| Hawaii chrome | | | | | |
| HA0509WAC | 35 3/8" | 19 5/8" | 17 7/8" | 1336 | 751 |
| HA0612WAC | 47 1/4" | 23 5/8" | 21 7/8" | 2273 | 1277 |
| HA0615WAC | 59" | 23 5/8" | 21 7/8" | 2931 | 1647 |
| Bilbao white | | | | | |
| HAB0506WA | 23 5/8" | 19 5/8" | 17 7/8" | 1368 | 769 |
| HAB0509WA | 35 3/8" | 19 5/8" | 17 7/8" | 1713 | 962 |
| HAB0512WA | 47 1/4" | 19 5/8" | 17 7/8" | 2511 | 1411 |
| HAB0515WA | 59" | 19 5/8" | 17 7/8" | 3229 | 1814 |
| HAB0609WA | 35 3/8" | 23 5/8" | 21 7/8" | 1982 | 1113 |
| HAB0612WA | 47 1/4" | 23 5/8" | 21 7/8" | 2915 | 1638 |
| HAB0615WA | 59" | 23 5/8" | 21 7/8" | 3758 | 2111 |
| Bilbao chrome | | | | | |
| HAB0509WAC | 35 3/8" | 19 5/8" | 17 7/8" | 1336 | 751 |
| HAB0612WAC | 47 1/4" | 23 5/8" | 21 7/8" | 2273 | 1277 |

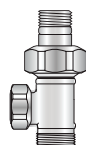


- 1 "H" Fitting w/ Bypass**
 1057 Angle "H" Fitting w/ Bypass
 1058 Straight "H" Fitting w/ Bypass

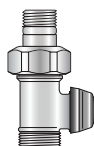

- 2 "H" Fitting NO Bypass**
 1057A Angle "H" Fitting NO Bypass
 1058A Straight "H" Fitting NO Bypass



- 3 Non-Electric Thermostatic Heads**
 1011 Thermostat M30 x 1.5
 1013 Thermostat M30 X 1.5 (Herz-cules tamperproof)
 1016 Thermostat M30 x 1.5 Polished Chrome



- 4 Union Shutoffs**
 1291E 1/2" Angle Euroconos Union Shutoff (Less Fittings)
 1291 1/2" Angle Union Shutoff (1/2" FPT)
 1293E 1/2" Straight Euroconos Union Shutoff (Less Fittings)
 1293 1/2" Straight Union Shutoff (1/2" FPT)



- 5 Radiator Valves**
 1694E 1/2" RH Side Angle Euroconos Radiator Valve (less fittings)
 1694 1/2" RH Side Angle Radiator Valve (1/2" FPT)
 1695E 1/2" LH Side Angle Euroconos Radiator Valve (less fittings)
 1695 1/2" LH Side Angle Radiator Valve (1/2" FPT)
 1889E 1/2" Angle Euroconos Radiator Valve (less fittings)
 1889 1/2" Angle Radiator Valve (1/2" FPT)
 1991E 1/2" Straight Euroconos Radiator Valve (less fittings)
 1991 1/2" Straight Radiator Valve (1/2" FPT)



- 6 Pipe Connections**
 6020C 3/8" Chrome Insert Fitting (PE-RT/PEX)
 6021C 1/2" Chrome Insert Fitting (PE-RT/PEX)
 6022 3/8" Chrome Insert Fitting (PE-RT/PEX)
 1368 1/2" Chrome Female NPT Union Nut Fitting
 1027 1/2" Chrome Copper Compression Fitting



- 7 Panel nipple**
 1028 Panel nipple to receive fittings

