

Radiators - Quick Selection Chart 03-2024



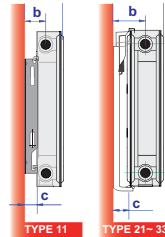
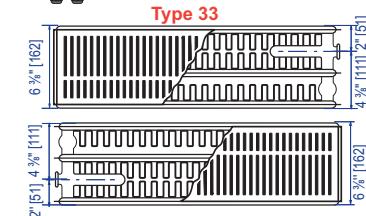
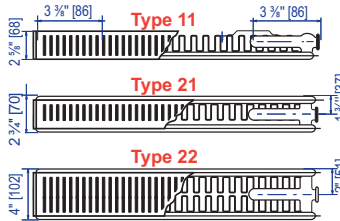
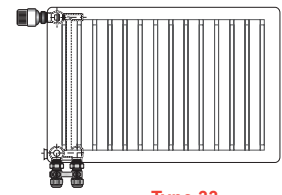
INTEGRAL	Height x Length	BTU @ AWT		US\$
		180°F	140°F	
INT-11-500x0400	19 5/8" x 15 3/4"	1477	830	195.04
INT-11-500x0600	19 5/8" x 23 5/8"	2215	1244	215.78
INT-11-500x0700	19 5/8" x 27 1/2"	2589	1454	236.62
INT-11-500x0900	19 5/8" x 35 3/8"	3327	1869	256.99
INT-11-500x1000	19 5/8" x 39 3/8"	3696	2076	278.46
INT-11-600x0600	23 5/8" x 23 5/8"	2749	1544	235.41
INT-11-600x0700	23 5/8" x 27 1/2"	3205	1801	260.77
INT-11-600x0900	23 5/8" x 35 3/8"	4123	2316	277.94

INT-21-300x0400	11 3/4" x 15 3/4"	1367	768	202.07
INT-21-300x0600	11 3/4" x 23 5/8"	2053	1153	231.47
INT-21-300x0700	11 3/4" x 27 1/2"	2393	1344	260.93
INT-21-300x0900	11 3/4" x 35 3/8"	3111	1748	269.80
INT-21-300x1000	11 3/4" x 39 3/8"	3420	1921	314.58
INT-21-300x1200	11 3/4" x 47 1/4"	4101	2304	359.36
INT-21-300x1500	11 3/4" x 59"	5127	2880	405.77
INT-21-300x1800	11 3/4" x 70 7/8"	6154	3457	467.20
INT-21-300x2400	11 3/4" x 94 1/2"	8202	4608	585.06
INT-21-300x3000	11 3/4" x 118 1/8"	10255	5761	702.92
INT-21-400x0400	15 3/4" x 15 3/4"	1658	931	211.58
INT-21-400x0600	15 3/4" x 23 5/8"	2489	1398	243.44
INT-21-400x0700	15 3/4" x 27 1/2"	2900	1629	275.31
INT-21-400x0900	15 3/4" x 35 3/8"	3732	2097	293.63
INT-21-400x1000	15 3/4" x 39 3/8"	4147	2330	338.99
INT-21-400x1200	15 3/4" x 47 1/4"	4974	2794	370.81
INT-21-400x1500	15 3/4" x 59"	6221	3495	434.70
INT-21-400x1800	15 3/4" x 70 7/8"	7464	4193	498.38
INT-21-500x0400	19 5/8" x 15 3/4"	2019	1134	219.71
INT-21-500x0600	19 5/8" x 23 5/8"	3031	1703	254.57
INT-21-500x0700	19 5/8" x 27 1/2"	3532	1984	285.81
INT-21-500x0900	19 5/8" x 35 3/8"	4544	2553	319.20
INT-21-500x1000	19 5/8" x 39 3/8"	5050	2837	352.17
INT-21-500x1500	19 5/8" x 59"	7570	4253	451.34
INT-21-500x1800	19 5/8" x 70 7/8"	9087	5105	527.00
INT-21-600x0400	23 5/8" x 15 3/4"	2365	1329	235.52
INT-21-600x0600	23 5/8" x 23 5/8"	3549	1994	274.42
INT-21-600x0700	23 5/8" x 27 1/2"	4139	2325	312.69
INT-21-600x0900	23 5/8" x 35 3/8"	5324	2991	351.49
INT-21-600x1000	23 5/8" x 39 3/8"	5914	3322	389.97
INT-21-600x1200	23 5/8" x 47 1/4"	7099	3988	428.61
INT-21-600x1500	23 5/8" x 59"	8873	4985	505.89
INT-21-600x1800	23 5/8" x 70 7/8"	10648	5982	601.44

INT-22-300x0400	11 3/4" x 15 3/4"	1540	865	221.08
INT-22-300x0600	11 3/4" x 23 5/8"	2305	1295	233.42
INT-22-300x0700	11 3/4" x 27 1/2"	2692	1512	257.20
INT-22-300x0900	11 3/4" x 35 3/8"	3457	1942	281.66
INT-22-300x1000	11 3/4" x 39 3/8"	3844	2160	328.70
INT-22-300x1200	11 3/4" x 47 1/4"	4614	2592	356.95
INT-22-300x1300	11 3/4" x 51 1/8"	4997	2807	385.19
INT-22-300x1500	11 3/4" x 59"	5766	3239	413.39
INT-22-300x1800	11 3/4" x 70 7/8"	6919	3887	545.42
INT-22-400x0400	15 3/4" x 15 3/4"	2009	1129	238.98
INT-22-400x0600	15 3/4" x 23 5/8"	3014	1693	275.63
INT-22-400x0700	15 3/4" x 27 1/2"	3516	1975	312.06
INT-22-400x0900	15 3/4" x 35 3/8"	4520	2539	360.52
INT-22-400x1000	15 3/4" x 39 3/8"	5023	2822	385.46
INT-22-400x1200	15 3/4" x 47 1/4"	6027	3386	448.82
INT-22-400x1500	15 3/4" x 59"	7534	4233	525.53
INT-22-400x1800	15 3/4" x 70 7/8"	9041	5079	602.33
INT-22-500x0400	19 5/8" x 15 3/4"	2633	1479	257.04
INT-22-500x0600	19 5/8" x 23 5/8"	3948	2218	299.83
INT-22-500x0700	19 5/8" x 27 1/2"	4607	2588	341.57
INT-22-500x0900	19 5/8" x 35 3/8"	5926	3329	384.56
INT-22-500x1000	19 5/8" x 39 3/8"	6581	3697	427.35
INT-22-600x0400	23 5/8" x 15 3/4"	3192	1793	283.71
INT-22-600x0600	23 5/8" x 23 5/8"	4786	2689	335.32
INT-22-600x0700	23 5/8" x 27 1/2"	5583	3137	386.66
INT-22-600x0900	23 5/8" x 35 3/8"	7177	4032	438.27
INT-22-600x1000	23 5/8" x 39 3/8"	7979	4483	489.77
INT-22-600x1200	23 5/8" x 47 1/4"	9573	5378	541.22
INT-22-600x1500	23 5/8" x 59"	11964	6721	644.54
INT-22-600x1800	23 5/8" x 70 7/8"	14359	8067	727.23
INT-33-500x0400	19 5/8" x 15 3/4"	3348	1881	325.45
INT-33-500x0600	19 5/8" x 23 5/8"	4906	2756	409.71
INT-33-500x0700	19 5/8" x 27 1/2"	5725	3216	457.54
INT-33-500x0900	19 5/8" x 35 3/8"	7361	4135	523.64
INT-33-500x1000	19 5/8" x 39 3/8"	8175	4593	589.73
INT-33-600x0600	23 5/8" x 23 5/8"	6139	3449	451.66
INT-33-600x0900	23 5/8" x 35 3/8"	9210	5174	611.78
INT-33-600x1000	23 5/8" x 39 3/8"	10234	5749	691.64
INT-33-600x1200	23 5/8" x 47 1/4"	12282	6900	771.59
INT-33-600x1500	23 5/8" x 59"	15349	8623	931.56
INT-33-600x1800	23 5/8" x 70 7/8"	18420	10348	1091.42

How to order INTEGRAL

ORDER CODE: INT 21 XXX YYYY
 EXAMPLE: INT 21 900 0400
 radiator: 21
 type: 900
 height mm: 0400
 Length mm:



type		a	b	c
	inch	inch	inch	inch
11 narrow	3 5/8"	1 3/4"	1 5/8"	
11 wide	3 5/8"	2 1/2"	1 5/8"	
21	3 5/8"	2 1/2"	1 5/8"	
22	5 1/4"	3 3/4"	1 5/8"	
33 right	7 1/2"	3 3/4"	1 5/8"	
33 left	7 1/2"	7 1/8"	1 5/8"	

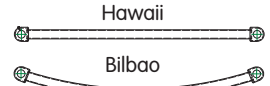
VERTICAL

VERTICAL	Height x Length	BTU @ AWT		US\$
		180°F	140°F	
VER-20-1500x400	59" x 15 3/4"	2930	1646	596.77
VER-20-1500x600	59" x 23 5/8"	4696	2638	944.48
VER-20-1800x400	70 7/8" x 15 3/4"	5262	2956	720.88
VER-20-1800x600	70 7/8" x 23 5/8"	7407	4161	984.74

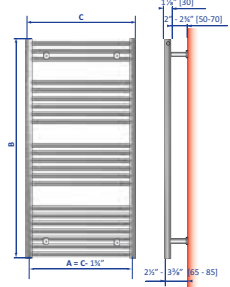
How to order VERTICAL

ORDER CODE: VER 20 XXXX YYY
 EXAMPLE: VER 20 1800 400
 radiator: 20
 type: 1800
 height mm: 400
 Length mm:

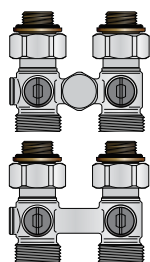
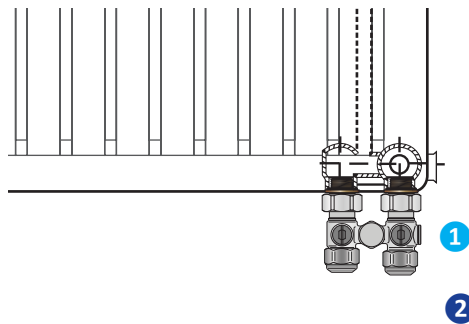
TOWEL WARMERS



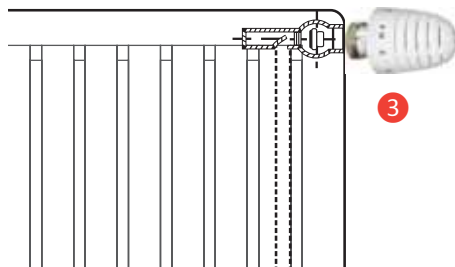
A = center-to-center connections
 = C - 1 3/4"
 B = height
 C = length



TYPE	Height	Length	center to center	BTU @ 180 AWT @ 140 AWT		US \$
Hawaii white						
HA0506WA	23 5/8"	19 5/8"	17 7/8"	1368	769	363.77
HA0509WA	35 3/8"	19 5/8"	17 7/8"	1713	962	407.14
HA0512WA	47 1/4"	19 5/8"	17 7/8"	2511	1411	482.63
HA0515WA	59"	19 5/8"	17 7/8"	3229	1814	563.75
HA0606WA	23 5/8"	23 5/8"	21 7/8"	1596	897	370.49
HA0609WA	35 3/8"	23 5/8"	21 7/8"	1982	1113	464.42
HA0612WA	47 1/4"	23 5/8"	21 7/8"	2915	1638	504.74
HA0615WA	59"	23 5/8"	21 7/8"	3758	2111	583.80
HA0618WA	68 7/8"	23 5/8"	21 7/8"	4480	2517	697.83
Hawaii chrome						
HA0509WAC	35 3/8"	19 5/8"	17 7/8"	1336	751	857.33
HA0612WAC	47 1/4"	23 5/8"	21 7/8"	2273	1277	1078.40
HA0615WAC	59"	23 5/8"	21 7/8"	2931	1647	1163.61
Bilbao white						
HAB0506WA	23 5/8"	19 5/8"	17 7/8"	1368	769	444.05
HAB0509WA	35 3/8"	19 5/8"	17 7/8"	1713	962	487.52
HAB0512WA	47 1/4"	19 5/8"	17 7/8"	2511	1411	576.40
HAB0515WA	59"	19 5/8"	17 7/8"	3229	1814	631.79
HAB0609WA	35 3/8"	23 5/8"	21 7/8"	1982	1113	558.97
HAB0612WA	47 1/4"	23 5/8"	21 7/8"	2915	1638	604.91
HAB0615WA	59"	23 5/8"	21 7/8"	3758	2111	670.22
Bilbao chrome						
HAB0509WAC	35 3/8"	19 5/8"	17 7/8"	1336	751	888.98
HAB0612WAC	47 1/4"	23 5/8"	21 7/8"	2273	1277	1251.86



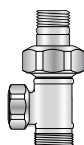
DESCRIPTION		US\$
1	"H" Fitting w/ Bypass	
1057	Angle "H" Fitting w/ Bypass	72.45
1058	Straight "H" Fitting w/ Bypass	72.45



DESCRIPTION		US\$
2	"H" Fitting NO Bypass	
1057A	Angle "H" Fitting NO Bypass	45.99
1058A	Straight "H" Fitting NO Bypass	45.99

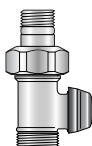
3 Non-Electric Thermostatic Heads

1011	Thermostat M30 x 1.5	52.13
1013	Thermostat M30 X 1.5 (Herz-cules tamperproof)	92.87
1016	Thermostat M30 x 1.5 Polished Chrome	73.13



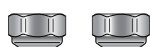
4 Union Shutoffs

1291E	1/2" Angle Euroconos Union Shutoff (Less Fittings)	27.20
1291	1/2" Angle Union Shutoff (1/2" FPT)	29.45
1293E	1/2" Straight Euroconos Union Shutoff (Less Fittings)	27.20
1293	1/2" Straight Union Shutoff (1/2" FPT)	29.45



5 Radiator Valves

1694E	1/2" RH Side Angle Euroconos Radiator Valve (less fittings)	61.22
1694	1/2" RH Side Angle Radiator Valve (1/2" FPT)	75.55
1695E	1/2" LH Side Angle Euroconos Radiator Valve (less fittings)	61.22
1695	1/2" LH Side Angle Radiator Valve (1/2" FPT)	75.55
1889E	1/2" Angle Euroconos Radiator Valve (less fittings)	38.06
1889	1/2" Angle Radiator Valve (1/2" FPT)	43.89
1991E	1/2" Straight Euroconos Radiator Valve (less fittings)	39.53
1991	1/2" Straight Radiator Valve (1/2" FPT)	43.89



6 Pipe Connections

6020C	3/8" Chrome Insert Fitting (PE-RT/PEX)	11.55
6021C	1/2" Chrome Insert Fitting (PE-RT/PEX)	11.55
6022	3/8" Chrome Insert Fitting (PE-RT/PEX)	11.55
1368	1/2" Chrome Female NPT Union Nut Fitting	22.58
1027	1/2" Chrome Copper Compression Fitting	11.55



7 Panel nipple

1028	Panel nipple to receive fittings	6.20
------	----------------------------------	------

