

Radiators - Quick Selection Chart 06-2021



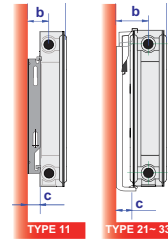
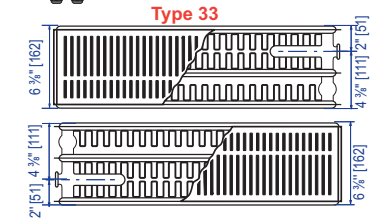
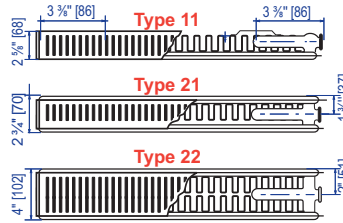
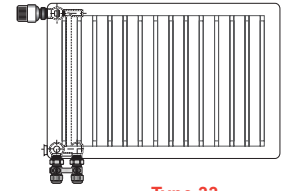
INTEGRAL	Height x Length	BTU @ AWT		US\$
		180°F	140°F	
INT-11-500x0400	19 5/8" x 15 3/4"	1477	830	185.75
INT-11-500x0600	19 5/8" x 23 5/8"	2215	1244	205.50
INT-11-500x0700	19 5/8" x 27 1/2"	2589	1454	225.35
INT-11-500x0900	19 5/8" x 35 3/8"	3327	1869	244.75
INT-11-500x1000	19 5/8" x 39 3/8"	3696	2076	265.20
INT-11-600x0600	23 5/8" x 23 5/8"	2749	1544	224.20
INT-11-600x0700	23 5/8" x 27 1/2"	3205	1801	248.35
INT-11-600x0900	23 5/8" x 35 3/8"	4123	2316	264.70

INT-21-300x0400	11 3/4" x 15 3/4"	1367	768	192.45
INT-21-300x0600	11 3/4" x 23 5/8"	2053	1153	220.45
INT-21-300x0700	11 3/4" x 27 1/2"	2393	1344	248.50
INT-21-300x0900	11 3/4" x 35 3/8"	3111	1748	256.95
INT-21-300x1000	11 3/4" x 39 3/8"	3420	1921	299.60
INT-21-300x1200	11 3/4" x 47 1/4"	4101	2304	342.25
INT-21-300x1500	11 3/4" x 59"	5127	2880	386.45
INT-21-300x1800	11 3/4" x 70 7/8"	6154	3457	444.95
INT-21-300x2400	11 3/4" x 94 1/2"	8202	4608	557.20
INT-21-300x3000	11 3/4" x 118 1/8"	10255	5761	669.45
INT-21-400x0400	15 3/4" x 15 3/4"	1658	931	201.50
INT-21-400x0600	15 3/4" x 23 5/8"	2489	1398	231.85
INT-21-400x0700	15 3/4" x 27 1/2"	2900	1629	262.20
INT-21-400x0900	15 3/4" x 35 3/8"	3732	2097	279.65
INT-21-400x1000	15 3/4" x 39 3/8"	4147	2330	322.85
INT-21-400x1200	15 3/4" x 47 1/4"	4974	2794	353.15
INT-21-400x1500	15 3/4" x 59"	6221	3495	414.00
INT-21-400x1800	15 3/4" x 70 7/8"	7464	4193	474.65
INT-21-500x0400	19 5/8" x 15 3/4"	2019	1134	209.25
INT-21-500x0600	19 5/8" x 23 5/8"	3031	1703	242.45
INT-21-500x0700	19 5/8" x 27 1/2"	3532	1984	272.20
INT-21-500x0900	19 5/8" x 35 3/8"	4544	2553	300.00
INT-21-500x1000	19 5/8" x 39 3/8"	5050	2837	335.40
INT-21-500x1500	19 5/8" x 59"	7570	4253	429.85
INT-21-500x1800	19 5/8" x 70 7/8"	9087	5105	572.80
INT-21-600x0400	23 5/8" x 15 3/4"	2365	1329	224.30
INT-21-600x0600	23 5/8" x 23 5/8"	3549	1994	261.35
INT-21-600x0700	23 5/8" x 27 1/2"	4139	2325	297.80
INT-21-600x0900	23 5/8" x 35 3/8"	5324	2991	334.75
INT-21-600x1000	23 5/8" x 39 3/8"	5914	3322	371.40
INT-21-600x1200	23 5/8" x 47 1/4"	7099	3988	408.20
INT-21-600x1500	23 5/8" x 59"	8873	4985	481.80
INT-21-600x1800	23 5/8" x 70 7/8"	10648	5982	501.90

INT-22-300x0400	11 3/4" x 15 3/4"	1540	865	210.55
INT-22-300x0600	11 3/4" x 23 5/8"	2305	1295	222.30
INT-22-300x0700	11 3/4" x 27 1/2"	2692	1512	244.95
INT-22-300x0900	11 3/4" x 35 3/8"	3457	1942	268.25
INT-22-300x1000	11 3/4" x 39 3/8"	3844	2160	313.05
INT-22-300x1200	11 3/4" x 47 1/4"	4614	2592	339.95
INT-22-300x1300	11 3/4" x 51 1/8"	4997	2807	366.85
INT-22-300x1500	11 3/4" x 59"	5766	3239	393.70
INT-22-300x1800	11 3/4" x 70 7/8"	6919	3887	519.45
INT-22-400x0400	15 3/4" x 15 3/4"	2009	1129	227.60
INT-22-400x0600	15 3/4" x 23 5/8"	3014	1693	262.50
INT-22-400x0700	15 3/4" x 27 1/2"	3516	1975	297.20
INT-22-400x0900	15 3/4" x 35 3/8"	4520	2539	343.35
INT-22-400x1000	15 3/4" x 39 3/8"	5023	2822	367.10
INT-22-400x1200	15 3/4" x 47 1/4"	6027	3386	427.45
INT-22-400x1500	15 3/4" x 59"	7534	4233	500.50
INT-22-400x1800	15 3/4" x 70 7/8"	9041	5079	573.65
INT-22-500x0400	19 5/8" x 15 3/4"	2633	1479	244.80
INT-22-500x0600	19 5/8" x 23 5/8"	3948	2218	285.55
INT-22-500x0700	19 5/8" x 27 1/2"	4607	2588	325.30
INT-22-500x0900	19 5/8" x 35 3/8"	5926	3329	366.25
INT-22-500x1000	19 5/8" x 39 3/8"	6581	3697	407.00
INT-22-600x0400	23 5/8" x 15 3/4"	3192	1793	270.20
INT-22-600x0600	23 5/8" x 23 5/8"	4786	2689	319.35
INT-22-600x0700	23 5/8" x 27 1/2"	5583	3137	368.25
INT-22-600x0900	23 5/8" x 35 3/8"	7177	4032	417.40
INT-22-600x1000	23 5/8" x 39 3/8"	7979	4483	466.45
INT-22-600x1200	23 5/8" x 47 1/4"	9573	5378	515.45
INT-22-600x1500	23 5/8" x 59"	11964	6721	613.85
INT-22-600x1800	23 5/8" x 70 7/8"	14359	8067	711.65
INT-33-500x0400	19 5/8" x 15 3/4"	3348	1881	309.95
INT-33-500x0600	19 5/8" x 23 5/8"	4906	2756	390.20
INT-33-500x0700	19 5/8" x 27 1/2"	5725	3216	435.75
INT-33-500x0900	19 5/8" x 35 3/8"	7361	4135	498.70
INT-33-500x1000	19 5/8" x 39 3/8"	8175	4593	561.65
INT-33-600x0600	23 5/8" x 23 5/8"	6139	3449	430.15
INT-33-600x0900	23 5/8" x 35 3/8"	9210	5174	582.65
INT-33-600x1000	23 5/8" x 39 3/8"	10234	5749	658.70
INT-33-600x1200	23 5/8" x 47 1/4"	12282	6900	734.85
INT-33-600x1500	23 5/8" x 59"	15349	8623	887.20
INT-33-600x1800	23 5/8" x 70 7/8"	18420	10348	1039.45

How to order INTEGRAL

ORDER CODE: INT 21 XXX YYYY
 EXAMPLE: INT 21 900 0400
 radiator:
 type:
 height mm:
 Length mm:



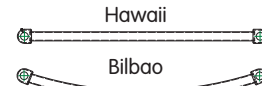
type		a	b	c
	inch	inch	inch	inch
11 narrow	3 1/8"	1 1/4"	1 1/8"	
11 wide	3 3/4"	2 1/2"	1 1/4"	
21	3 3/8"	2 1/2"	1 1/8"	
22	5 1/4"	3 3/4"	1 1/8"	
33 right	7 1/2"	3 3/4"	1 1/8"	
33 left	7 1/2"	7 1/8"	1 1/8"	

VERTICAL	Height x Length	BTU @ AWT		US\$
		180°F	140°F	
VER-20-1500x400	59" x 15 3/4"	2930	1646	486.30
VER-20-1500x600	59" x 23 5/8"	4696	2638	895.50
VER-20-1800x400	70 7/8" x 15 3/4"	5262	2956	511.75
VER-20-1800x600	70 7/8" x 23 5/8"	7407	4161	937.85

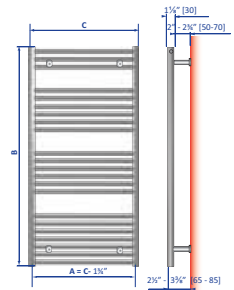
How to order VERTICAL

ORDER CODE: VER 20 XXXX YYY
 EXAMPLE: VER 20 1800 400
 radiator:
 type:
 height mm:
 Length mm:

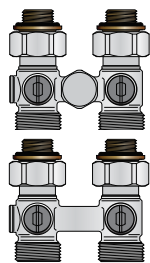
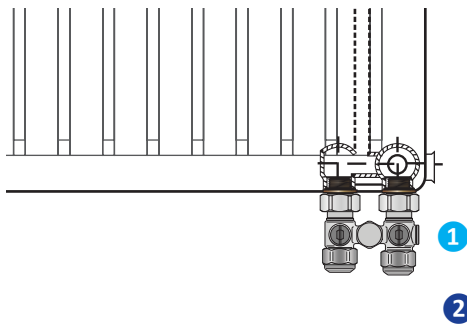
TOWEL WARMERS



A = center-to-center connections
 = C - 1 1/4"
 B = height
 C = length



TYPE	Height	Length	center to center	BTU @ 180 AWT @ 140 AWT		US \$
Hawaii white						
HA0506WA	23 5/8"	19 5/8"	17 7/8"	1368	769	346.45
HA0509WA	35 3/8"	19 5/8"	17 7/8"	1713	962	387.75
HA0512WA	47 1/4"	19 5/8"	17 7/8"	2511	1411	459.65
HA0515WA	59"	19 5/8"	17 7/8"	3229	1814	536.90
HA0606WA	23 5/8"	23 5/8"	21 7/8"	1596	897	352.85
HA0609WA	35 3/8"	23 5/8"	21 7/8"	1982	1113	442.30
HA0612WA	47 1/4"	23 5/8"	21 7/8"	2915	1638	480.70
HA0615WA	59"	23 5/8"	21 7/8"	3758	2111	556.00
HA0618WA	68 7/8"	23 5/8"	21 7/8"	4480	2517	664.60
Hawaii chrome						
HA0509WAC	35 3/8"	19 5/8"	17 7/8"	1336	751	816.05
HA0612WAC	47 1/4"	23 5/8"	21 7/8"	2273	1277	1027.75
HA0615WAC	59"	23 5/8"	21 7/8"	2931	1647	1108.20
Bilbao white						
HAB0506WA	23 5/8"	19 5/8"	17 7/8"	1368	769	422.90
HAB0509WA	35 3/8"	19 5/8"	17 7/8"	1713	962	464.30
HAB0512WA	47 1/4"	19 5/8"	17 7/8"	2511	1411	548.95
HAB0515WA	59"	19 5/8"	17 7/8"	3229	1814	601.70
HAB0609WA	35 3/8"	23 5/8"	21 7/8"	1982	1113	532.35
HAB0612WA	47 1/4"	23 5/8"	21 7/8"	2915	1638	576.10
HAB0615WA	59"	23 5/8"	21 7/8"	3758	2111	638.30
Bilbao chrome						
HAB0509WAC	35 3/8"	19 5/8"	17 7/8"	1336	751	846.65
HAB0612WAC	47 1/4"	23 5/8"	21 7/8"	2273	1277	1192.25



1

DESCRIPTION

US\$

"H" Fitting w/ Bypass

- 1057 Angle "H" Fitting w/ Bypass 59.45
- 1058 Straight "H" Fitting w/ Bypass 59.45

2

"H" Fitting NO Bypass

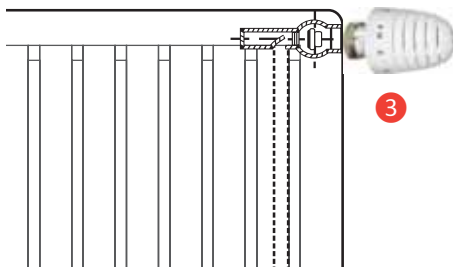
- 1057A Angle "H" Fitting NO Bypass 43.80
- 1058A Straight "H" Fitting NO Bypass 43.80

3

Non-Electric Thermostatic Heads

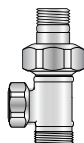


- 1011 Thermostat M30 x 1.5 49.65
- 1013 Thermostat M30 X 1.5 (Herz-cules tamperproof) 88.45
- 1016 Thermostat M30 x 1.5 Polished Chrome 72.30



4

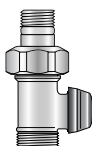
Union Shutoffs




- 1291E 1/2" Angle Euroconos Union Shutoff (Less Fittings) 25.90
- 1291 1/2" Angle Union Shutoff (1/2" FPT) 28.05
- 1293E 1/2" Straight Euroconos Union Shutoff (Less Fittings) 25.90
- 1293 1/2" Straight Union Shutoff (1/2" FPT) 28.20

5

Radiator Valves

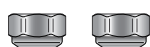


- 1694E 1/2" RH Side Angle Euroconos Radiator Valve (less fittings) 58.30
- 1694 1/2" RH Side Angle Radiator Valve (1/2" FPT) 71.95
- 1695E 1/2" LH Side Angle Euroconos Radiator Valve (less fittings) 58.30
- 1695 1/2" LH Side Angle Radiator Valve (1/2" FPT) 71.95
- 1889E 1/2" Angle Euroconos Radiator Valve (less fittings) 37.65
- 1889 1/2" Angle Radiator Valve (1/2" FPT) 41.80
- 1991E 1/2" Straight Euroconos Radiator Valve (less fittings) 37.65
- 1991 1/2" Straight Radiator Valve (1/2" FPT) 41.80



6

Pipe Connections



- 6020C 3/8" Chrome Insert Fitting (PE-RT/PEX) 11.50
- 6021C 1/2" Chrome Insert Fitting (PE-RT/PEX) 11.50
- 6022 3/8" Chrome Insert Fitting (PE-RT/PEX) 11.50
- 1368 1/2" Chrome Female NPT Union Nut Fitting 21.50
- 1027 1/2" Chrome Copper Compression Fitting 11.50

7

Panel nipple



- 1028 Panel nipple to receive fittings 5.90

