

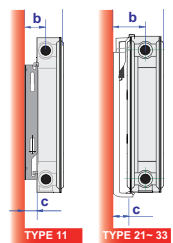
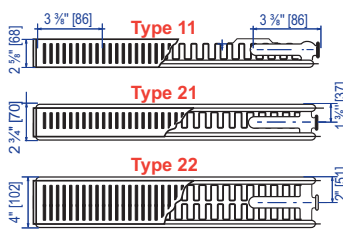
# Radiators - Quick Selection Chart



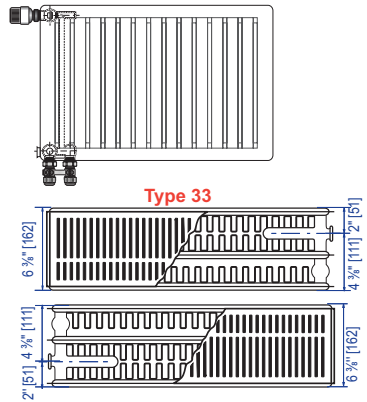
INTEGRAL	Height x Length	BTU @ AWT		US\$
		180°F	140°F	
INT-11-500x0400	19 5/8" x 15 3/4"	1477	830	185.75
INT-11-500x0600	19 5/8" x 23 5/8"	2215	1244	205.50
INT-11-500x0700	19 5/8" x 27 1/2"	2589	1454	225.35
INT-11-500x0900	19 5/8" x 35 3/8"	3327	1869	244.75
INT-11-500x1000	19 5/8" x 39 3/8"	3696	2076	265.20
INT-11-600x0600	23 5/8" x 23 5/8"	2749	1544	224.20
INT-11-600x0700	23 5/8" x 27 1/2"	3205	1801	248.35
INT-11-600x0900	23 5/8" x 35 3/8"	4123	2316	264.70
INT-11-700x0700	27 1/2" x 27 1/2"	3229	1814	289.75
INT-11-700x0900	27 1/2" x 35 3/8"	4151	2332	308.80
INT-21-300x0400	11 3/4" x 15 3/4"	1367	768	192.45
INT-21-300x0600	11 3/4" x 23 5/8"	2053	1153	220.45
INT-21-300x0700	11 3/4" x 27 1/2"	2393	1344	248.50
INT-21-300x0900	11 3/4" x 35 3/8"	3111	1748	256.95
INT-21-300x1000	11 3/4" x 39 3/8"	3420	1921	299.60
INT-21-300x1200	11 3/4" x 47 1/4"	4101	2304	342.25
INT-21-300x1500	11 3/4" x 59"	5127	2880	386.45
INT-21-300x1800	11 3/4" x 70 7/8"	6154	3457	444.95
INT-21-300x2400	11 3/4" x 94 1/2"	8202	4608	557.20
INT-21-300x3000	11 3/4" x 118 1/8"	10255	5761	669.45
INT-21-400x0400	15 3/4" x 15 3/4"	1658	931	201.50
INT-21-400x0600	15 3/4" x 23 5/8"	2489	1398	231.85
INT-21-400x0700	15 3/4" x 27 1/2"	2900	1629	262.20
INT-21-400x0900	15 3/4" x 35 3/8"	3732	2097	279.65
INT-21-400x1000	15 3/4" x 39 3/8"	4147	2330	322.85
INT-21-400x1200	15 3/4" x 47 1/4"	4974	2794	353.15
INT-21-400x1500	15 3/4" x 59"	6221	3495	414.00
INT-21-400x1800	15 3/4" x 70 7/8"	7464	4193	474.65
INT-21-500x0400	19 5/8" x 15 3/4"	2019	1134	209.25
INT-21-500x0600	19 5/8" x 23 5/8"	3031	1703	241.05
INT-21-500x0700	19 5/8" x 27 1/2"	3532	1984	272.20
INT-21-500x0900	19 5/8" x 35 3/8"	4544	2553	304.00
INT-21-500x1000	19 5/8" x 39 3/8"	5050	2837	335.40
INT-21-500x1500	19 5/8" x 59"	7570	4253	429.85
INT-21-500x1800	19 5/8" x 70 7/8"	9087	5105	572.80
INT-21-600x0400	23 5/8" x 15 3/4"	2365	1329	224.30
INT-21-600x0600	23 5/8" x 23 5/8"	3549	1994	261.35
INT-21-600x0700	23 5/8" x 27 1/2"	4139	2325	297.80
INT-21-600x0900	23 5/8" x 35 3/8"	5324	2991	334.75
INT-21-600x1000	23 5/8" x 39 3/8"	5914	3322	371.40
INT-21-600x1200	23 5/8" x 47 1/4"	7099	3988	408.20
INT-21-600x1500	23 5/8" x 59"	8873	4985	481.80
INT-21-600x1800	23 5/8" x 70 7/8"	10648	5982	572.80

INT-22-300x0400	11 3/4" x 15 3/4"	1540	865	192
INT-22-300x0600	11 3/4" x 23 5/8"	2305	1295	231
INT-22-300x0700	11 3/4" x 27 1/2"	2692	1512	262
INT-22-300x0900	11 3/4" x 35 3/8"	3457	1942	334
INT-22-300x1000	11 3/4" x 39 3/8"	3844	2160	371
INT-22-300x1200	11 3/4" x 47 1/4"	4614	2592	453
INT-22-300x1300	11 3/4" x 51 1/8"	4997	2807	490
INT-22-300x1500	11 3/4" x 59"	5766	3239	572
INT-22-300x1800	11 3/4" x 70 7/8"	6919	3887	697
INT-22-400x0400	15 3/4" x 15 3/4"	2009	1129	231
INT-22-400x0600	15 3/4" x 23 5/8"	3014	1693	342
INT-22-400x0700	15 3/4" x 27 1/2"	3516	1975	393
INT-22-400x0900	15 3/4" x 35 3/8"	4520	2539	494
INT-22-400x1000	15 3/4" x 39 3/8"	5023	2822	545
INT-22-400x1200	15 3/4" x 47 1/4"	6027	3386	646
INT-22-400x1500	15 3/4" x 59"	7534	4233	807
INT-22-400x1800	15 3/4" x 70 7/8"	9041	5079	968
INT-22-500x0400	19 5/8" x 15 3/4"	2633	1479	344
INT-22-500x0600	19 5/8" x 23 5/8"	3948	2218	515
INT-22-500x0700	19 5/8" x 27 1/2"	4607	2588	581
INT-22-500x0900	19 5/8" x 35 3/8"	5926	3329	752
INT-22-500x1000	19 5/8" x 39 3/8"	6581	3697	818
INT-22-600x0400	23 5/8" x 15 3/4"	3192	1793	410
INT-22-600x0600	23 5/8" x 23 5/8"	4786	2689	579
INT-22-600x0700	23 5/8" x 27 1/2"	5583	3137	658
INT-22-600x0900	23 5/8" x 35 3/8"	7177	4032	827
INT-22-600x1000	23 5/8" x 39 3/8"	7979	4483	906
INT-22-600x1200	23 5/8" x 47 1/4"	9573	5378	1075
INT-22-600x1500	23 5/8" x 59"	11964	6721	1314
INT-22-600x1800	23 5/8" x 70 7/8"	14359	8067	1553
INT-33-500x0400	19 5/8" x 15 3/4"	3348	1881	425
INT-33-500x0600	19 5/8" x 23 5/8"	4906	2756	596
INT-33-500x0700	19 5/8" x 27 1/2"	5725	3216	675
INT-33-500x0900	19 5/8" x 35 3/8"	7361	4135	846
INT-33-500x1000	19 5/8" x 39 3/8"	8175	4593	925
INT-33-600x0600	23 5/8" x 23 5/8"	6139	3449	734
INT-33-600x0900	23 5/8" x 35 3/8"	9210	5174	1095
INT-33-600x1000	23 5/8" x 39 3/8"	10234	5749	1196
INT-33-600x1200	23 5/8" x 47 1/4"	12282	6900	1401
INT-33-600x1500	23 5/8" x 59"	15349	8623	1754
INT-33-600x1800	23 5/8" x 70 7/8"	18420	10348	2107

**How to order INTEGRAL**  
 ORDER CODE: INT 21 XXX YYYY  
 EXAMPLE: INT 21 900 0400  
 radiator: INT 21 900 0400  
 type: 21  
 height mm: 500  
 Length mm: 4000



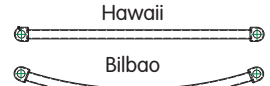
type		a	b	c
	inch	inch	inch	inch
11 narrow	3 1/8"	1 3/4"	1 1/8"	
11 wide	3 3/4"	2 1/2"	1 3/4"	
21	3 3/8"	2 1/2"	1 1/8"	
22	5 1/4"	3 3/4"	1 1/8"	
33 right	7 1/2"	3 3/4"	1 1/8"	
33 left	7 1/2"	7 1/8"	1 1/8"	



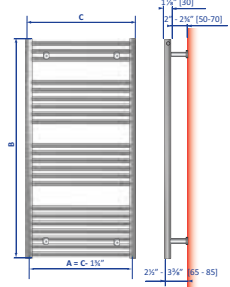
VERTICAL	Height x Length	BTU @ AWT		US\$
		180°F	140°F	
VER-20-1500x400	59" x 15 3/4"	2930	1646	422.85
VER-20-1500x600	59" x 23 5/8"	4696	2638	778.70
VER-20-1800x400	70 7/8" x 15 3/4"	5262	2956	445.00
VER-20-1800x600	70 7/8" x 23 5/8"	7407	4161	815.50

**How to order VERTICAL**  
 ORDER CODE: VER 20 XXXX YYY  
 EXAMPLE: VER 20 1800 400  
 radiator: VER 20 1800 400  
 type: 20  
 height mm: 1800  
 Length mm: 400

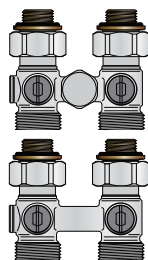
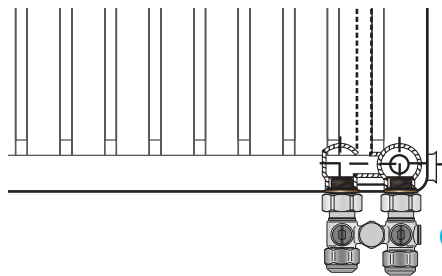
## TOWEL WARMERS



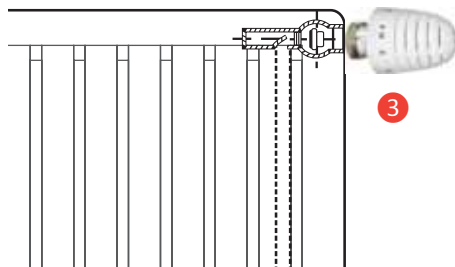
A = center-to-center connections  
 = C - 1 1/4"  
 B = height  
 C = length



TYPE	Height	Length	center to center	@ 180 AWT	@ 140 AWT	US \$
<b>Hawaii white</b>						
HA0506WA	23 5/8"	19 5/8"	17 7/8"	1368	769	301.25
HA0509WA	35 3/8"	19 5/8"	17 7/8"	1713	962	337.15
HA0512WA	47 1/4"	19 5/8"	17 7/8"	2511	1411	399.70
HA0515WA	59"	19 5/8"	17 7/8"	3229	1814	466.85
HA0606WA	23 5/8"	23 5/8"	21 5/8"	1596	897	338.40
HA0609WA	35 3/8"	23 5/8"	21 5/8"	1982	1113	384.62
HA0612WA	47 1/4"	23 5/8"	21 5/8"	2915	1638	418.00
HA0615WA	59"	23 5/8"	21 5/8"	3758	2111	486.95
HA0618WA	68 7/8"	23 5/8"	21 5/8"	4480	2517	577.90
<b>Hawaii chrome</b>						
HA0509WAC	35 3/8"	19 5/8"	17 7/8"	1336	751	709.60
HA0612WAC	47 1/4"	23 5/8"	21 5/8"	2273	1277	893.70
HA0615WAC	59"	23 5/8"	21 5/8"	2931	1647	963.65
<b>Bilbao white</b>						
HAB0506WA	23 5/8"	19 5/8"	17 7/8"	1368	769	367.75
HAB0509WA	35 3/8"	19 5/8"	17 7/8"	1713	962	403.75
HAB0512WA	47 1/4"	19 5/8"	17 7/8"	2511	1411	477.35
HAB0515WA	59"	19 5/8"	17 7/8"	3229	1814	523.20
HAB0609WA	35 3/8"	23 5/8"	21 5/8"	1982	1113	462.90
HAB0612WA	47 1/4"	23 5/8"	21 5/8"	2915	1638	500.95
HAB0615WA	59"	23 5/8"	21 5/8"	3758	2111	555.05
<b>Bilbao chrome</b>						
HAB0509WAC	35 3/8"	19 5/8"	17 7/8"	1336	751	710.00
HAB0612WAC	47 1/4"	23 5/8"	21 5/8"	2273	1277	893.70

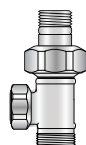


DESCRIPTION		US\$
<b>1</b>	<b>"H" Fitting w/ Bypass</b>	
1057	Angle "H" Fitting w/ Bypass	51.70
1058	Straight "H" Fitting w/ Bypass	51.70

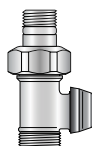



DESCRIPTION		US\$
<b>2</b>	<b>"H" Fitting NO Bypass</b>	
1057A	Angle "H" Fitting NO Bypass	38.10
1058A	Straight "H" Fitting NO Bypass	38.10

DESCRIPTION		US\$
<b>3</b>	<b>Non-Electric Thermostatic Heads</b>	
1011	Thermostat M30 x 1.5	43.15
1013	Thermostat M30 X 1.5 (Herz-cules tamperproof)	76.90
1016	Thermostat M30 x 1.5 Polished Chrome	59.50



DESCRIPTION		US\$
<b>4</b>	<b>Union Shutoffs</b>	
1291E	1/2" Angle Euroconos Union Shutoff (Less Fittings)	22.50
1291	1/2" Angle Union Shutoff (1/2" FPT)	24.40
1293E	1/2" Straight Euroconos Union Shutoff (Less Fittings)	22.50
1293	1/2" Straight Union Shutoff (1/2" FPT)	24.50



DESCRIPTION		US\$
<b>5</b>	<b>Radiator Valves</b>	
1694E	1/2" RH Side Angle Euroconos Radiator Valve (less fittings)	50.70
1694	1/2" RH Side Angle Radiator Valve (1/2" FPT)	62.55
1695E	1/2" LH Side Angle Euroconos Radiator Valve (less fittings)	50.70
1695	1/2" LH Side Angle Radiator Valve (1/2" FPT)	62.55
1889E	1/2" Angle Euroconos Radiator Valve (less fittings)	26.70
1889	1/2" Angle Radiator Valve (1/2" FPT)	36.35
1991E	1/2" Straight Euroconos Radiator Valve (less fittings)	26.70
1991	1/2" Straight Radiator Valve (1/2" FPT)	36.35



DESCRIPTION		US\$
<b>6</b>	<b>Pipe Connections</b>	
6020C	3/8" Chrome Insert Fitting (PE-RT/PEX)	10.00
6021C	1/2" Chrome Insert Fitting (PE-RT/PEX)	10.00
6022	3/8" Chrome Insert Fitting (PE-RT/PEX)	10.00
1368	1/2" Chrome Female NPT Union Nut Fitting	21.50
1027	1/2" Chrome Copper Compression Fitting	10.00



DESCRIPTION		US\$
<b>7</b>	<b>Panel nipple</b>	
1028	Panel nipple to receive fittings	5.15

