


CRETE-HEAT™



Job Name _____

Job Location _____ Part # _____

Contractor _____ Date _____

Engineer Approval _____ Date _____

Product Specifications

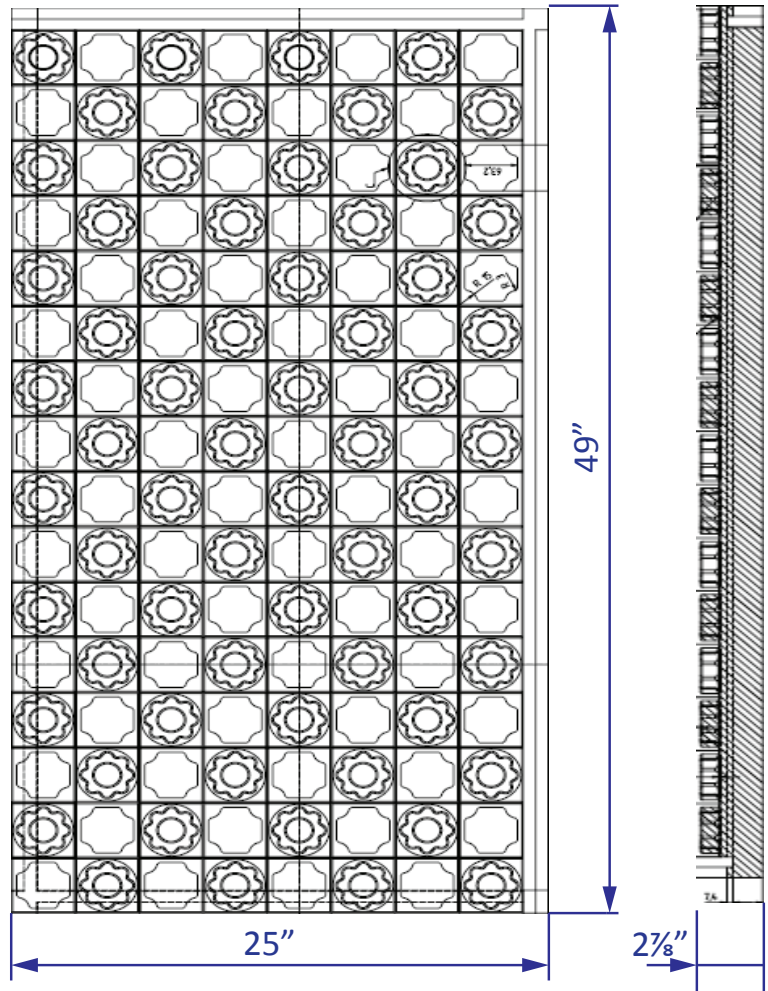
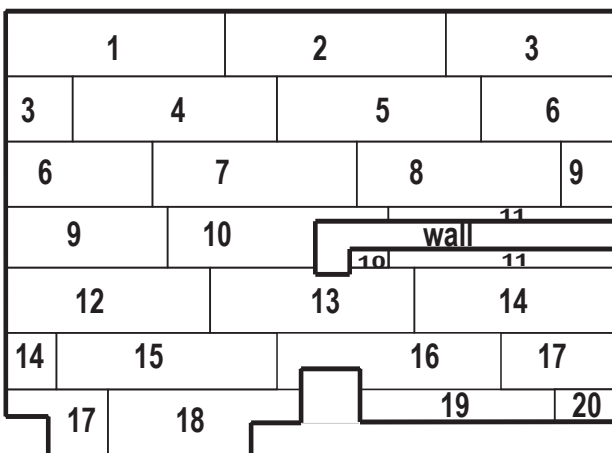
3" Grid Pattern
for 3/8", 1/2" and 5/8" tubing or 3/4" and 1" tubing

Board Size	25" x 49"	25" x 49"	25" x 49"
Effective Area	24" x 48"	24" x 48"	24" x 48"
Nominal Thickness of Insulation	3"	2"	1" or 1 1/2"
Total Thickness	3 7/8"	2 7/8"	1 7/8" or 2 1/8"
Standard Color	Green	Green	Green
Thermal Resistance Ft2. F•h/Btu (ASTM C518-04)	R-15	R-10	R-6
Compressive Resistance@10% deformation (ASTM C165-00)	25 psi / 3600 psf	25 psi / 3600 psf	25 psi / 3600 psf
Perm Resistance (ASTM E96-00)	.46 perms	.51 perms	.68 perms

Material Specifications

Part	Material
1 Vapor Barrier	High Impact Polystyrene
2 Board Insulation	Expanded Polystyrene

Determining the Layout



Panel Illustrated CH2



Creteheat-Approve-15